

Phoenix Career Corner™

Quick tips for networking on LinkedIn


1. Start with a great headline:

Keep it short — just a quick idea of your expertise and the industry you're targeting.




2. Make your summary shine:

Explain what makes you unique, highlight big accomplishments and wrap it up with your work history.



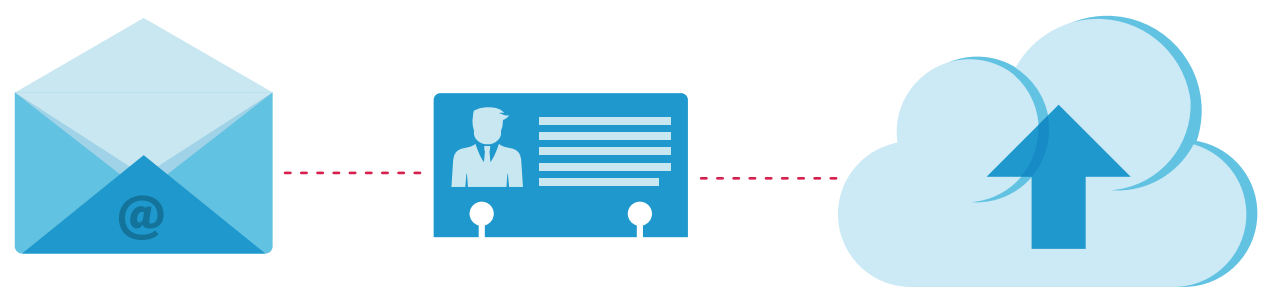
3. Join LinkedIn groups:

The more the better. They'll give you access to new connections.



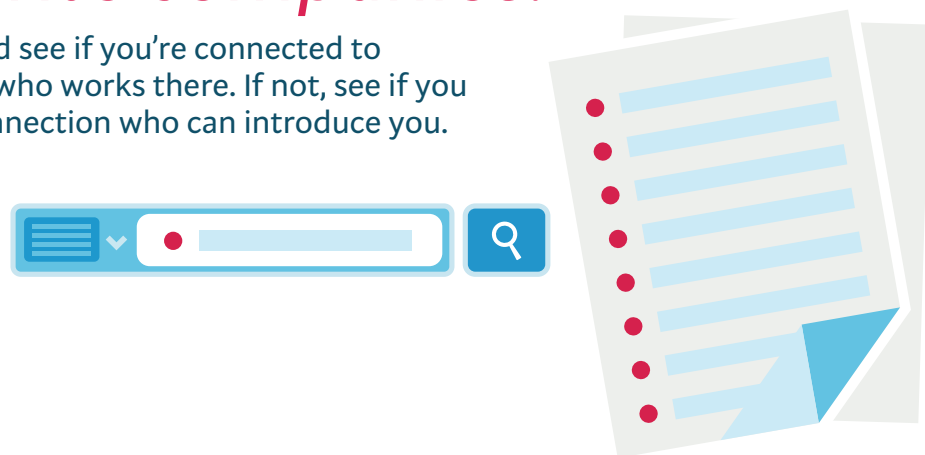
4. Import your email contacts:

It's an easy way to quickly expand your network.



5. Make a list of your favorite companies:

Search and see if you're connected to someone who works there. If not, see if you have a connection who can introduce you.



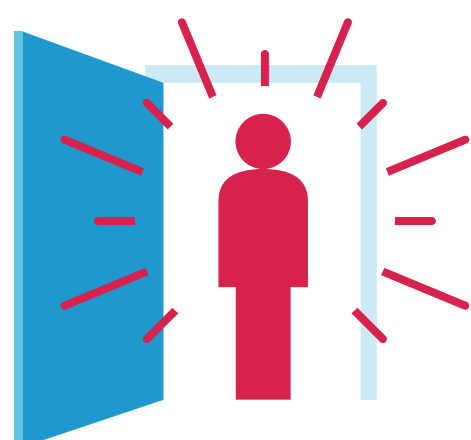
6. Try reaching out on Twitter first:

If you don't know someone who can introduce you, find your contact on Twitter. Follow that person, share relevant information and then try to transition that relationship to LinkedIn.



7. Don't give up:

Everyone won't be a great lead. But you only need one person to help create new opportunities.



Those are our best tips.

Try them out, and good luck!

