

UNIVERSITY OF PHOENIX

How to Access Educational Impact resource page


To access Educational Impact, visit the [COE Resources Page](#) via the link in your course.



College of Education Resources

Technology Resources

Technology Resource Library




Handbooks

Teacher Education

CA Teacher Education

Advanced Programs



COE Toolkits

Assessment

Common Core

Educational Technology

Special Education

STEM

Teacher Evaluation

edTPA Resources

State Specific Resources

Multimedia Resources

Educational Impact



TaskStream

Student TaskStream Help

Faculty TaskStream Help

Under Media Resources, select Educational Impact.



College of Education Resources

<p>Technology Resources</p> <p>Technology Resource Library</p>		<p>Multimedia Resources</p> <p>Educational Impact</p>
	<p>COE Toolkits</p> <p>Assessment</p> <p>Common Core</p> <p>Educational Technology</p> <p>Special Education</p> <p>STEM</p> <p>Teacher Evaluation</p> <p>edTPA Resources</p> <p>State Specific Resources</p>	
<p>Handbooks</p>		<p>TaskStream</p>
<p>Teacher Education</p> <p>CA Teacher Education</p> <p>Advanced Programs</p>		<p>Student TaskStream Help</p> <p>Faculty TaskStream Help</p>

Select "UOPX-COE Access" on the left menu pane. Select the hyperlink "UOPX-COE Access page" to login to Educational Impact.

The screenshot displays the University of Phoenix College of Education Resources website. The top navigation bar is red with the University of Phoenix logo on the left and the text "College of Education Resources" on the right. Below this, there is a left-hand menu with orange headers and a main content area with an orange header. The left menu includes links for Home, Overview, UoPX-COE Access (highlighted in green), Faculty Tips, Student Tips, and Feedback. The main content area is titled "Educational Impact" and features a sub-header "UOPX-COE Access" followed by the "Educational Impact" logo. A blue hyperlink "UoPX-COE Access page" is highlighted with a yellow box. Below the link is a bulleted list of instructions for accessing the Learner Dashboard, reading documents, viewing the Program Library, and navigating through modules and video content. At the bottom of the main content area, contact information for Educational Impact Technical Support is provided.

University of Phoenix®

College of Education Resources

Home

Overview

UoPX-COE Access

Faculty Tips

Student Tips

Feedback

Educational Impact

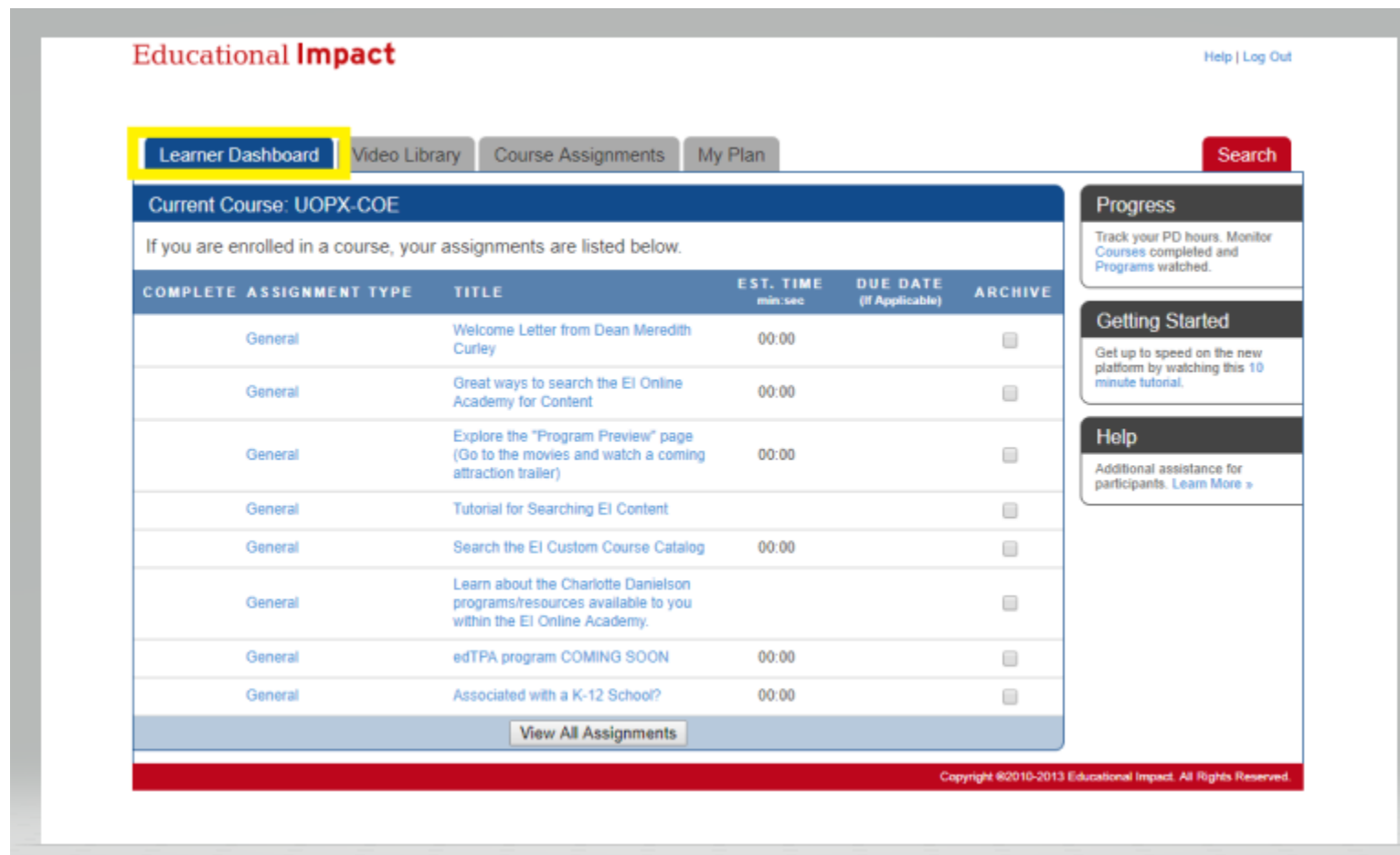
UOPX-COE Access

Visit the Educational Impact [UoPX-COE Access page](#).

- You will land on the Learner Dashboard enrolled in the UOPX-COE group.
- Read through the helpful documents posted on the UOPX-COE page.
- Click on *Program Library* to view the various programs.
- Click on any program, you will note that the programs are formatted into modules.
- Browse the entire module for titles and topics that may interest you.
- Click on *Show Content*, you will then see each video "title/topic", and length of the clip.

For any technical issues related to logon or navigation, please call Educational Impact Technical Support at: (888) 207-9856.

Once logged into Educational Impact you will see the Learner Dashboard:



Educational Impact Help | Log Out

Learner Dashboard | Video Library | Course Assignments | My Plan Search

Current Course: UOPX-COE

If you are enrolled in a course, your assignments are listed below.

COMPLETE	ASSIGNMENT TYPE	TITLE	EST. TIME min:sec	DUE DATE (if Applicable)	ARCHIVE
	General	Welcome Letter from Dean Meredith Curley	00:00		<input type="checkbox"/>
	General	Great ways to search the EI Online Academy for Content	00:00		<input type="checkbox"/>
	General	Explore the "Program Preview" page (Go to the movies and watch a coming attraction trailer)	00:00		<input type="checkbox"/>
	General	Tutorial for Searching EI Content			<input type="checkbox"/>
	General	Search the EI Custom Course Catalog	00:00		<input type="checkbox"/>
	General	Learn about the Charlotte Danielson programs/resources available to you within the EI Online Academy.			<input type="checkbox"/>
	General	edTPA program COMING SOON	00:00		<input type="checkbox"/>
	General	Associated with a K-12 School?	00:00		<input type="checkbox"/>

[View All Assignments](#)

Progress
Track your PD hours. Monitor Courses completed and Programs watched.

Getting Started
Get up to speed on the new platform by watching this 10 minute tutorial.

Help
Additional assistance for participants. [Learn More >](#)

Copyright ©2010-2013 Educational Impact. All Rights Reserved.

Visit the **Video Library** tab to find the *Classroom Lessons Un-narrated* video collection (located within the School Wide Improvement video collection).

The screenshot shows the 'Educational Impact' website interface. At the top left is the logo 'Educational Impact' in red. To the right is a 'Help | Log Out' link. Below the logo is a navigation bar with tabs for 'Learner Dashboard', 'Video Library' (highlighted with a yellow box), 'Course Assignments', and 'My Plan'. A red 'Search' button is on the right. The main content area is titled 'Self-Directed Learning — Explore the Content' and includes the instruction 'Select any program below by clicking on the program icon.' There are two main sections: 'The Danielson Series' and 'Instructional Strategies'. 'The Danielson Series' features three video thumbnails: 'Charlotte Danielson's Teaching Framework: Looking at Real Classrooms', '22 Components of Great Teaching', and 'Teacher Evaluation Using the Danielson Framework'. 'Instructional Strategies' features four video thumbnails: 'Exceptional Teaching in Action', 'The Anatomy of Student Engagement', 'Insights & Strategies from State Teachers of the Year', and 'Innovating with Technology: Teaching the Same Lesson Five Ways'. A partial row of five more thumbnails is visible at the bottom of the page.

School Wide Improvement



Choosing the Right Schedule -
Teaching in The Block

Choosing the Right Schedule -
Teaching in The Block



Embracing Data

Embracing Data: A Roadmap to
School Improvement Gains



THE HISTORY OF
EDUCATION

The History of Education



21st Century
Schools

21st Century Schools: How Digital
Innovation is Transforming Teaching



Breaking Ranks Revisited



Breaking Ranks Revisited 2



Educational Impact
Implementation
Strategies



Classroom Lessons
Un-narrated

You can use the Search function to review all videos within Educational Impact using the “Search” tab.

The screenshot shows the Educational Impact website interface. At the top left is the logo "Educational Impact" in red. To the right are links for "Help" and "Log Out". Below the logo is a navigation bar with buttons for "Learner Dashboard", "Video Library", "Course Assignments", and "My Plan". A red "Search" button is highlighted with a yellow box. Below the navigation bar is the heading "What do you want to learn today?" followed by the instruction "Select a Category:". There are five category tabs: "TEACHERS" (highlighted in green), "ADMINISTRATORS", "EVALUATION RUBRICS", "EXPERTS", and "CLASSROOMS". Below the tabs is a grid of 30 learning categories arranged in three columns and ten rows.

TEACHERS	ADMINISTRATORS	EVALUATION RUBRICS	EXPERTS	CLASSROOMS
Academic Language Instruction	Higher Level Thinking Skills	Reflection and Goal Setting		
Activate Prior Knowledge	I Love Teaching	School Culture		
Assessment Design	Instructional Design	Setting High Expectations		
Behavior Management	Instructional Strategies	Standards Based Instruction		
Classroom Environment	Instructional Technology	Student Communications		
Classroom Procedures	Interdisciplinary	Student Data		
Communication Skills	Interventions/Special Education	Student Directed Learning		
Conferencing	Knowledge of Resources	Student Engagement		
Content Knowledge, Pedagogy	Knowledge of Students	Student Feedback		
Creative Ideas	Long Range Planning	Student Motivation		
Cultural Sensitivity	Modifying Instruction	Substitute Teaching		
Culture for Learning	Organizing Physical Space	Teacher Leadership		
Differentiated Instruction	Professional Learning Community, PLC	Teacher Professionalism		